



**PLUMBING WITH
NEW EXPERIENCE...**



Manufactured by

PUSHP GLOBAL COMPANY

Plot No. 147, Phase-V, Sector-56 Hsiid
Industrial Estate, Kundli, Sonipat, Haryana-131028

Customer Care : +91 130 403 5272

E-mail : flowtekpipes@gmail.com | Website : www.flowtekpipes.com

**CPVC | UPVC | SWR | AGRI
PIPES & FITTINGS**

PRICE LIST 2024



PLUMBING WITH NEW EXPERIENCE...



ABOUT US...

At "Flowtek" We insist on providing high quality products with exquisite and easy designs at competitive prices, thanks to our innovative and strong development team, the quality of our products is of international standards which is designed and developed for our esteemed clients. With an aim to value and develop long lasting relationship with our customers, we have placed well defined and stringent quality assurance systems which are imbibed in each employee who are driven towards providing premium quality products.

Innovative techniques are used at our R&D division for altering the production methodology with the latest technology. We have developed gigantic production line at our plant to produce quality-checked products efficiently. Our commitment to quality is steadfast and our eye for details is tremendous which help us maintain a lead in the market.

The major factor behind our success is our uncompromising attitude towards quality. Over the years our determination to manufacture distinguished quality products has only become stronger. Our aim towards focusing continuously on innovation and upgradation of our product range to satisfy our customers needs.



MISSION

Our Mission is to achieve availability of our products in each corner of India & also to provide best customer services & satisfaction with high-quality products.



VISION

Our Vision is to give innovative plumbing solution to our customers and to become the world class manufacturer and market leader with high performance.



CPVC PLUMBING SYSTEM

Flowtek CPVC Pipes & Fittings designed to withstand higher temperature up to 90° C. These pipes and fittings are exceptionally good for plumbing application. The CPVC pipes and fitting are joined with specially formulated CPVC Solvent Cement.

- Fire & Chemical resistance
- High Impact strength even in low temperature conditions
- Quality assured through stringent sample testing at independent laboratories.
- Very low lifetime ownership cost making the system very cost effective.

Application

- High rise Residential Buildings, Complexes and Societies
- Commercial and Industrial Installation
- Chemical and Pharma Industries
- Food and Beverages
- Hospitals and Hotels
- Pulp and Paper Industries

Horizontal and vertical supports

The Fixing clamps used for anchoring conduit system to structural element of the building and protecting the pipes against excessive bucking. The Fixing clamps are to be firmly mounted, in order to prevent vibrations and transmission of noise. Spacing of such clamps depends on the temperature of conveyed medium and diameter of conduit.

Distance Between Support Points

HORIZONTAL AND VERTICAL SUPPORTS									
SPACING									
Nominal Pipe Size		21° C (70°F)		49° C (120°F)		71° C (160°F)		82° C (180°F)	
Inch	mm	FT	(cm)	FT	(cm)	FT	(cm)	FT	(cm)
½"	15	5.5	167.70	4.5	137.16	3.0	91.44	2.5	76.20
¾"	20	5.5	167.70	5.0	152.40	3.0	91.44	2.5	76.20
1"	25	6.0	182.88	5.5	167.70	3.5	106.88	3.5	91.44
1¼"	32	6.5	198.12	6.0	182.88	3.5	106.88	3.5	106.68
1½"	40	7.0	213.36	6.0	182.88	3.5	106.88	3.5	106.68
2"	50	7.0	213.36	6.5	198.12	4.0	121.92	3.5	106.68

Pipe Dimensions And Pressure Rating Chart As Per ASTM D-2846

Nominal Bore		Outer Diameter (D) in mm		SDR - 11				SDR - 13.5			
				Wall Thickness (T) in mm		Working Pressure at		Wall Thickness (T) in mm		Working Pressure at	
Inch	mm	Average	Tolerance	Minimum	Tolerance	23°C	82°C	Minimum	Tolerance	23°C	82°C
						Kg / cm ²				Kg / cm ²	
½"	15	15.90	+/-0.08	1.73	+/-0.51	28.10	7.0	1.40	+/-0.51	22.50	5.6
¾"	20	22.20	+/-0.08	2.03	+/-0.51	28.10	7.0	1.65	+/-0.51	22.50	5.6
1"	25	28.60	+/-0.08	2.59	+/-0.51	28.10	7.0	2.12	+/-0.51	22.50	5.6
1¼"	32	34.90	+/-0.08	3.18	+/-0.51	28.10	7.0	2.59	+/-0.51	22.50	5.6
1½"	40	41.30	+/-0.10	3.78	+/-0.51	28.10	7.0	3.06	+/-0.51	22.50	5.6
2"	50	54.00	+/-0.10	4.90	+/-0.58	28.10	7.0	4.0	+/-0.58	22.50	5.6

Approximate Number Of Joints That Can Be Made With One Fusion Compound (solvent Cement) Can

Norman Size	Inch	½"	¾"	1"	1¼"	1½"	2"
	mm	15	20	25	32	40	50
Approx Number Of Joints Per Can	50 ml	35	23	15	14	10	07
	118 ml	82	55	34	33	23	17
	237 ml	164	110	68	66	46	34
	473 ml	328	220	136	132	92	68
	946 ml	656	440	272	264	184	136



CPVC PLUMBING PIPE

PIPES SDR-11 (3 Mtr. & 5 Mtr.)				
Size		Pkg. Bag	Rate	
Inch	mm		3 Mtr.	5 Mtr.
½"	15	130	282.00	465.00
¾"	20	60	386.00	682.00
1"	25	40	612.00	1062.00
1¼"	32	30	955.00	1589.00
1½"	40	20	1319.00	2198.00
2"	50	12	2205.00	3672.00

SDR - 13.5 ASTM - 2846				
Size		Pkg. Bag	Rate	
Inch	mm		3 Mtr.	5 Mtr.
½"	15	130	241.00	403.00
¾"	20	60	374.00	625.00
1"	25	40	552.00	918.00
1¼"	32	30	798.00	1331.00
1½"	40	20	1114.00	1854.00
2"	50	12	1831.00	3051.00

CPVC PLUMBING FITTINGS

ELBOW 90°				
Size		Pcs. (Per.) Pkt	Pcs. (Per.) BOX	Rate Per Pc.
Inch	mm			
½"	15	100	800	14.60
¾"	20	50	600	18.30
1"	25	50	250	36.90
1¼"	32	25	150	74.20
1½"	40	15	105	155.40
2"	50	6	48	325.80

EQUAL TEE				
Size		Pcs. (Per.) Pkt	Pcs. (Per.) BOX	Rate Per Pc.
Inch	mm			
½"	15	200	1000	19.90
¾"	20	50	400	29.90
1"	25	25	200	47.00
1¼"	32	15	105	95.00
1½"	40	10	60	191.90
2"	50	5	30	409.10

MALE THREADED ADAPTOR (PLASTIC)				
Size		Pcs. (Per.) Pkt	Pcs. (Per.) BOX	Rate Per Pc.
Inch	mm			
½"	15	200	1600	13.50
¾"	20	50	800	23.10
1"	25	50	500	35.60
1¼"	32	40	240	56.10
1½"	40	25	150	86.20
2"	50	12	96	167.00
¾" x ½"	20 x 15	50	400	29.40

ELBOW 45°				
Size		Pcs. (Per.) Pkt	Pcs. (Per.) BOX	Rate Per Pc.
Inch	mm			
½"	15	100	800	17.60
¾"	20	50	300	28.10
1"	25	25	150	48.70

COUPLER				
Size		Pcs. (Per.) Pkt	Pcs. (Per.) BOX	Rate
Inch	mm			
½"	15	200	1200	11.40
¾"	20	100	800	14.30
1"	25	50	400	24.80
1¼"	32	35	245	45.80
1½"	40	25	150	93.50
2"	50	10	80	196.00

UNION				
Size		Pcs. (Per.) Pkt	Pcs. (Per.) BOX	Rate Per Pc.
Inch	mm			
½"	15	50	300	56.60
¾"	20	40	240	96.90
1"	25	20	160	142.40
1¼"	32	20	100	183.20
1½"	40	12	72	304.10
2"	50	6	36	543.60

FEMALE THREADED ADAPTOR (PLASTIC)				
Size		Pcs. (Per.) Pkt	Pcs. (Per.) BOX	Rate Per Pc.
Inch	mm			
½"	15	50	500	18.80
¾"	20	50	700	31.40
1"	25	50	350	45.00
1¼"	32	35	210	114.00
1½"	40	20	160	151.40
2"	50	12	72	238.80

CROSS TEE				
Size		Pcs. (Per.) Pkt	Pcs. (Per.) BOX	Rate Per Pc.
Inch	mm			
½"	15	50	750	34.20
¾"	20	50	300	68.40
1"	25	25	150	113.00

CPVC PLUMBING FITTINGS

END CAP				
Size		Pcs. (Per.) Pkt	Pcs. (Per.) BOX	Rate Per Pc.
Inch	mm			
½"	15	200	2000	8.40
¾"	20	100	1800	13.00
1"	25	50	900	19.50
1¼"	32	50	500	44.70
1½"	40	50	300	66.60
2"	50	20	160	141.80

REDUCER COUPLER				
Size		Pcs. (Per.) Pkt	Pcs. (Per.) BOX	Rate Per Pc.
Inch	mm			
¾" x ½"	20 x 15	100	600	20.90
1" x ½"	25 x 15	50	600	30.10
1" x ¾"	25 x 20	50	600	30.80
1¼" x ½"	32 x 15	35	245	105.10
1¼" x ¾"	32 x 20	35	245	81.50
1¼" x 1"	32 x 25	35	245	75.90
1½" x ½"	40 x 15	25	150	177.70
1½" x ¾"	40 x 20	25	150	157.60
1½" x 1"	40 x 25	25	150	156.50
1½" x 1¼"	40 x 32	25	150	107.10
2" x ½"	50 x 15	15	60	329.80
2" x ¾"	50 x 20	15	60	323.20
2" x 1"	50 x 25	15	60	324.60
2" x 1¼"	50 x 32	15	60	329.90
2" x 1½"	50 x 40	15	60	246.40

TANK NIPPLE				
Size		Pcs. (Per.) Pkt	Pcs. (Per.) BOX	Rate Per Pc.
Inch	mm			
½"	15	50	200	60.20
¾"	20	25	200	66.00
1"	25	25	150	99.80
1¼"	32	15	90	158.40
1½"	40	10	80	228.60
2"	50	5	48	361.90

SOCKET TANK NIPPLE				
Size		Pcs. (Per.) Pkt	Pcs. (Per.) BOX	Rate Per Pc.
Inch	mm			
¾"	20	40	240	66.00
1"	25	25	175	99.80
1¼"	32	15	90	158.40
1½"	40	10	80	228.60
2"	50	8	48	361.90

REDUCER TEE				
Size		Pcs. (Per.) Pkt	Pcs. (Per.) BOX	Rate Per Pc.
Inch	mm			
¾" x ½"	20 x 15	25	450	44.10
1" x ½"	25 x 15	25	300	76.90
1" x ¾"	25 x 20	25	200	68.70
1¼" x ¾"	32 x 20	20	120	142.50
1¼" x 1"	32 x 25	20	120	133.80
1½" x ¾"	40 x 20	10	60	214.00
1½" x 1"	40 x 25	10	60	216.90
1½" x 1¼"	40 x 32	10	60	212.90
2" x ¾"	50 x 20	5	30	428.30
2" x 1"	50 x 25	5	30	411.20
2" x 1¼"	50 x 32	5	30	356.70
2" x 1½"	50 x 40	5	30	363.40

REDUCER BUSH				
Size		Pcs. (Per.) Pkt	Pcs. (Per.) BOX	Rate Per Pc.
Inch	mm			
¾" x ½"	20 x 15	250	1000	11.60
1" x ½"	25 x 15	100	500	25.00
1" x ¾"	25 x 20	50	500	20.00
1¼" x ½"	32 x 15	50	300	40.00
1¼" x ¾"	32 x 20	50	300	35.50
1¼" x 1"	32 x 25	50	300	29.40
1½" x ½"	40 x 15	50	300	63.70
1½" x ¾"	40 x 20	50	300	55.60
1½" x 1"	40 x 25	50	300	55.20
1½" x 1¼"	40 x 32	50	300	42.50
2" x ½"	50 x 15	25	150	114.60
2" x ¾"	50 x 20	25	150	112.00
2" x 1"	50 x 25	25	150	112.00
2" x 1¼"	50 x 32	25	150	115.90
2" x 1½"	50 x 40	25	150	99.60

REDUCING ELBOW				
Size		Pcs. (Per.) Pkt	Pcs. (Per.) BOX	Rate Per Pc.
Inch	mm			
¾" x ½"	20 x 15	100	400	26.10
1" x ¾"	25 x 20	50	350	47.00

CPVC BRASS FITTINGS



FEMALE THREADED BRASS ELBOW				
Size		Pcs. (Per.) Pkt	Pcs. (Per.) BOX	Rate Per Pc.
Inch	mm			
½" x ½"	15 x 15	25	300	70.90
¾" x ¾"	20 x 20	20	160	109.20
1" x 1"	25 x 25	15	90	398.70
¾" x ½"	20 x 15	25	200	77.90
1" x ½"	25 x 15	25	150	115.60
1" x ¾"	25 x 20	20	120	201.20



MALE THREADED BRASS ADAPTOR				
Size		Pcs. (Per.) Pkt	Pcs. (Per.) BOX	Rate Per Pc.
Inch	mm			
½"	15	50	350	162.10
¾"	20	25	200	202.30
1"	25	25	100	344.40
¾" x ½"	20 x 15	25	250	125.80
1" x ½"	25 x 15	25	200	162.30
1" x ¾"	25 x 20	25	125	233.10



MALE THREADED ADAPTOR (HEXAGON)				
Size		Pcs. (Per.) Pkt	Pcs. (Per.) BOX	Rate Per Pc.
Inch	mm			
¾"	20	25	200	248.60
1"	25	25	100	393.30
1¼"	32	8	64	734.40
1½"	40	6	48	922.60
2"	50	4	32	1764.40
¾" x ½"	20 x 15	25	250	167.10
1" x ¾"	25 x 20	25	150	264.20



MALE THREADED TEE				
Size		Pcs. (Per.) Pkt	Pcs. (Per.) BOX	Rate Per Pc.
Inch	mm			
½" x ½"	15 x 15	25	175	187.00
¾" x ½"	20 x 15	25	150	192.60
1" x ¾"	25 x 20	30	90	317.90



BRASS MALE UNION				
Size		Pcs. (Per.) Pkt	Pcs. (Per.) BOX	Rate Per Pc.
Inch	mm			
¾"	20	20	160	568.30
1"	25	20	60	718.40



BRASS TEE				
Size		Pcs. (Per.) Pkt	Pcs. (Per.) BOX	Rate Per Pc.
Inch	mm			
½" x ½"	15 x 15	25	300	87.60
¾" x ¾"	20 x 20	25	100	140.80
1" x 1"	25 x 25	25	75	299.50
¾" x ½"	20 x 15	25	150	90.70
1" x ½"	25 x 15	25	100	126.40
1" x ¾"	25 x 20	25	100	221.00



FEMALE THREADED BRASS ADAPTOR				
Size		Pcs. (Per.) Pkt	Pcs. (Per.) BOX	Rate Per Pc.
Inch	mm			
½"	15	25	400	156.50
¾"	20	25	200	188.00
1"	25	25	125	303.60
¾" x ½"	20 x 15	25	250	88.10
1" x ½"	25 x 15	25	250	113.50
1" x ¾"	25 x 20	25	150	244.00



FEMALE THREADED ADAPTOR (HEXAGON)				
Size		Pcs. (Per.) Pkt	Pcs. (Per.) BOX	Rate Per Pc.
Inch	mm			
¾"	20	25	200	250.00
1"	25	25	100	387.60
1¼"	32	8	64	753.00
1½"	40	6	48	851.70
2"	50	4	32	1598.60
1" x ¾"	25 x 20	25	150	278.20



MALE THREADED ELBOW				
Size		Pcs. (Per.) Pkt	Pcs. (Per.) BOX	Rate Per Pc.
Inch	mm			
½" x ½"	15 x 15	25	300	150.50
¾" x ½"	20 x 15	25	200	156.10
1" x ¾"	25 x 20	25	100	237.20
1"	25	15	90	480.50

CPVC PLUMBING FITTINGS



BALL VALVE				
Size		Pcs. (Per.) Pkt	Pcs. (Per.) BOX	Rate Per Pc.
Inch	mm			
½"	15	30	300	111.50
¾"	20	1	120	184.90
1"	25	1	80	315.80
1¼"	32	6	48	603.80
1½"	40	4	36	995.10
2"	50	2	20	1711.50



STEP OVER BEND				
Size		Pcs. (Per.) Pkt	Pcs. (Per.) BOX	Rate Per Pc.
Inch	mm			
½"	15	25	150	66.80
¾"	20	30	180	90.60
1"	25	16	48	158.40



CONCEALED				
Size		Pcs. (Per.) Pkt	Pcs. (Per.) BOX	Rate Per Pc.
Inch	mm			
¾"	20	1	45	980.00
1"	25	1	30	1160.00



NON RETURN VALVE (NRV)				
Size		Pcs. (Per.) Pkt	Pcs. (Per.) BOX	Rate Per Pc.
Inch	mm			
¾"	20	10	70	324.95
1"	25	10	50	745.00



WALL MIXTURE				
Size		Pcs. (Per.) Pkt	Pcs. (Per.) BOX	Rate Per Pc.
Inch	mm			
¾" x ½"	20 x 15	1	40	389.00



EXTENDED END PLUG				
Size		Pcs. (Per.) Pkt	Pcs. (Per.) BOX	Rate Per Pc.
Inch	mm			
½"	15	50	500	10.20
¾"	20	50	500	16.60



SOLVENT CEMENT				
Size	Pcs. (Per.) Pkt	Pcs. (Per.) BOX	Rate Per Pc.	
ML Tin				
25 ml	20 x 100	500	101.00	
50 ml	12 x 24	288	157.00	
118 ml	6 x 24	144	258.00	
237 ml	4 x 24	96	515.00	
437 ml	4 x 12	48	896.00	
946 ml	1 x 10	10	1568.00	



LONG BEND				
Size		Pcs. (Per.) Pkt	Pcs. (Per.) BOX	Rate Per Pc.
Inch	mm			
¾"	20	100	400	72.00
1"	25	45	180	125.00
1¼"	32	30	90	192.00





SWR PIPES & FITTINGS (RING FIT)

SWR pipes and fittings are used for non-pressure plumbing applications, such as transportation of soil, waste and rainwater, non-pressure industrial drainage applications, and waste discharge systems in residential and commercial complexes, resorts, and hospitals.

Flowtek PVC SWR pipes system is an ideal replacement for CI and GI piping systems because it is lightweight, economical, non-corrosive and UV stabilized, which makes it highly durable. It offers extreme climate resistance and a smooth inner surface to prevent clogging.

Application

- Waste discharge system in residences, commercial complexes, resorts, hospitals etc.
- Venting of gases and odors in domestic plumbing
- Non-pressure industrial drainage application (based on chemical compatibility)
- Rain water transportation and harvesting for residential & commercial buildings

SWR PIPE (RING FIT) ISI-8530070538

SWR RING FIT - TYPE - A				
Size		Rate		
Inch	mm	3 Mtr.	6 Mtr.	
2½"	75	499.00	985.00	
3"	90	661.00	1309.00	
4"	110	985.00	1957.00	
6"	160	1957.00	3901.00	

SWR RING FIT - TYPE - B				
Size		Rate		
Inch	mm	3 Mtr.	6 Mtr.	
2½"	75	904.00	1795.00	
3"	90	1106.00	2199.00	
4"	110	1336.00	2659.00	
6"	160	2443.00	4873.00	

SWR FITTINGS (RING FIT) CM/L-8530083414

BEND 87.5°				
Size		Box Packing	Rate	
Inch	mm			
2½"	75	50	95.97	
3"	90	28	155.70	
4"	110	32	168.00	

BEND WITH DOOR				
Size		Box Packing	Rate	
Inch	mm			
2½"	75	38	132.04	
3"	90	40	197.30	
4"	110	28	217.35	

SINGLE TEE				
Size		Box Packing	Rate	
Inch	mm			
2½"	75	30	137.60	
3"	90	35	207.60	
4"	110	20	221.55	

SINGLE TEE WITH DOOR				
Size		Box Packing	Rate	
Inch	mm			
2½"	75	24	171.57	
3"	90	20	243.60	
4"	110	16	267.75	

SINGLE Y				
Size		Box Packing	Rate	
Inch	mm			
2½"	75	24	179.28	
3"	90	28	287.50	
4"	110	16	318.51	

SINGLE Y WITH DOOR				
Size		Box Packing	Rate	
Inch	mm			
2½"	75	20	216.82	
3"	90	24	329.50	
4"	110	16	375.90	

REDUCER TEE				
Size		Box Packing	Rate	
Inch	mm			
4" x 2½"	110 x 75	24	234.72	

REDUCING TEE WITH DOOR				
Size		Box Packing	Rate	
Inch	mm			
4" x 2½"	110 x 75	20	333.32	

COUPLER				
Size		Box Packing	Rate	
Inch	mm			
2½"	75	80	97.80	
3"	90	80	129.20	
4"	110	52	150.72	

REDUCER				
Size		Box Packing	Rate	
Inch	mm			
4" x 2½"	110 x 75	56	124.16	

BAND 45°				
Size		Box Packing	Rate	
Inch	mm			
2½"	75	60	89.10	
3"	90	30	143.20	
4"	110	40	160.33	

CLEANING PIPE				
Size		Box Packing	Rate	
Inch	mm			
2½"	75	24	141.43	
4"	110	30	253.47	

DOUBLE TEE				
Size		Box Packing	Rate	
Inch	mm			
2½"	75	24	162.80	
4"	110	15	323.00	

DOUBLE TEE				
Size		Box Packing	Rate	
Inch	mm			
2½"	75	24	162.80	
4"	110	15	323.00	



SWR PIPES & FITTINGS (SELF FIT)

SWR pipes and fittings are used for non-pressure plumbing applications, such as transportation of soil, waste and rainwater, non-pressure industrial drainage applications, and waste discharge systems in residential and commercial complexes, resorts, and hospitals.

Flowtek PVC SWR pipes system is an ideal replacement for CI and GI piping systems because it is lightweight, economical, non-corrosive and UV stabilized, which makes it highly durable. It offers extreme climate resistance and a smooth inner surface to prevent clogging.

Application

- Waste discharge system in residences, commercial complexes, resorts, hospitals etc.
- Venting of gases and odors in domestic plumbing
- Non-pressure industrial drainage application (based on chemical compatibility)
- Rain water transportation and harvesting for residential & commercial buildings

SWR PIPE (SELF FIT) ISI-8530070538

SWR SELF FIT - TYPE - A				
Size		Rate		
Inch	mm	3 Mtr.	6 Mtr.	
2½"	75	486.00	972.00	
3"	90	648.00	1296.00	
4"	110	972.00	1944.00	
6"	160	1944.00	3888.00	

SWR SELF FIT - TYPE - B				
Size		Rate		
Inch	mm	3 Mtr.	6 Mtr.	
2½"	75	891.00	1782.00	
3"	90	1093.00	2186.00	
4"	110	1323.00	2646.00	
6"	160	2430.00	4860.00	

SWR FITTINGS (SELF FIT) CM/L-8530083414

BEND 87.5°				
Size		Box Packing	Rate	
Inch	mm			
2½"	75	50	86.90	
4"	110	34	161.20	

BEND WITH DOOR				
Size		Box Packing	Rate	
Inch	mm			
2½"	75	38	112.20	
4"	110	28	211.50	

SINGLE TEE				
Size		Box Packing	Rate	
Inch	mm			
2½"	75	32	116.90	
4"	110	26	219.50	

SINGLE TEE WITH DOOR				
Size		Box Packing	Rate	
Inch	mm			
2½"	75	24	148.20	
4"	110	20	285.40	

SINGLE Y				
Size		Box Packing	Rate	
Inch	mm			
2½"	75	32	148.20	
4"	110	18	296.70	

SINGLE Y WITH DOOR				
Size		Box Packing	Rate	
Inch	mm			
2½"	75	26	189.00	
4"	110	16	366.40	

REDUCER TEE				
Size		Box Packing	Rate	
Inch	mm			
4" x 2½"	110 x 75	28	202.10	

REDUCING TEE WITH DOOR				
Size		Box Packing	Rate	
Inch	mm			
4" x 2½"	110 x 75	28	266.40	

COUPLER				
Size		Box Packing	Rate	
Inch	mm			
2½"	75	90	58.50	
4"	110	80	110.00	

CLEANING PIPE				
Size		Box Packing	Rate	
Inch	mm			
2½"	75	40	125.60	
4"	110	32	255.90	

BAND 45°				
Size		Box Packing	Rate	
Inch	mm			
2½"	75	60	79.20	
4"	110	40	138.20	

DOUBLE TEE				
Size		Box Packing	Rate	
Inch	mm			
2½"	75	24	205.60	
4"	110	16	314.40	



AGRICULTURE PIPES & FITTINGS

Our agriculture pipes and fittings are recommended for water temperatures ranging from 1°C to 45°C. As the usage temperature increases, the strength of the pipes reduces along with the working pressure. Occasional rise in temperatures in the summer with concurrent reduction in temperature during nights has no adverse effect on the working pressure of pipes.

They are light in weight, easy for transportation and installation, and have a high flow rate. High resistance to chemicals and corrosion ensures an extended product life.


Stringent quality assurance approach across all stages of manufacturing gives the product a high degree of reliability, making Flowtek agriculture pipes a preferred choice for farmers, government institutions, domestic and commercial establishments and quality conscious people across the country.

Application

- Irrigation schemes
- Potable water supply lines
- Rising main and distributing lines
- Main lines for sprinkler and drip irrigation


AGRICULTURE PIPES - ISI


Outside Diameter (mm)	Agriculture Pipes self Fit (Rs./Mtr.) Working Pressure (kgf/Sq cm)		
	2.5 Kg (Clss-1) Price Per Pipe	4 Kg (Clss-2) Price Per Pipe	6 Kg (Clss-3) Price Per Pipe
40	-	-	473.00
50	-	-	743.00
63	-	675.00	945.00
75	-	945.00	1350.00
90	891.00	1404.00	1944.00
110	1404.00	2025.00	2835.00
125	1780.00	2780.00	4235.00
140	2280.00	3510.00	5230.00
160	2835.00	4320.00	6640.00
180	-	5670.00	7560.00
200	-	7020.00	9990.00
225	-	9180.00	12960.00





AGRICULTURE FITTINGS - ISI


ELBOW ECOFIT				
Image	Size		Box Packing	Rate
	Inch	mm		
	3"	90	80	63.00
	4"	110	40	94.00

ELBOW PN-4				
Image	Size		Box Packing	Rate
	Inch	mm		
	1½"	50	200	35.00
	2"	63	110	43.00
	2½"	75	70	49.90
	3"	90	70	80.00
	4"	110	40	112.20

ELBOW PN-6 W/O COLLAR				
Image	Size		Box Packing	Rate
	Inch	mm		
	3"	90	60	109.80
	4"	110	40	175.00

ELBOW PN-6 ISI				
Image	Size		Box Packing	Rate
	Inch	mm		
	1½"	40	300	25.90
	3"	90	55	132.00
	4"	110	18	220.00
	6"	160	6	507.50


BEND 45°				
Image	Size		Box Packing	Rate
	Inch	mm		
	2½"	75	60	94.40
	3"	90	42	134.20
	4"	110	40	145.00


REDUCING ELBOW				
Image	Size		Box Packing	Rate
	Inch	mm		
	4" x 3"	110 x 90	42	164.00

TEE ECOFIT				
Image	Size		Box Packing	Rate
	Inch	mm		
	3"	90	50	78.00
	4"	110	26	125.00


TEE PN-4				
Image	Size		Box Packing	Rate
	Inch	mm		
	1½"	50	120	43.70
	2"	63	88	51.00
	2½"	75	48	69.20
	3"	90	45	99.00
	4"	110	26	147.00


TEE PN-6 W/O COLLAR				
Image	Size		Box Packing	Rate
	Inch	mm		
	3"	90	45	158.00
	4"	110	26	217.00


TEE PN-6 ISI				
Image	Size		Box Packing	Rate
	Inch	mm		
	1½"	40	200	33.90
	3"	90	40	175.00
	4"	110	26	254.00
	6"	160	4	745.00


REDUCING TEE				
Image	Size		Box Packing	Rate
	Inch	mm		
	3" x 2"	90 x 63	45	138.00
	2" x 2½"	90 x 75	45	142.00
	4" x 2"	110 x 63	30	176.00
	4" x 2½"	110 x 75	26	182.00
	4" x 3"	110 x 90	26	187.00

AGRICULTURE FITTINGS - ISI


SHORT P-TRAP				
Image	Size		Box Packing	Rate
	Inch	mm		
	4" x 4"	110 x 110	17	333.00
	4½" x 4"	125 x 110	16	359.00


LONG P-TRAP				
Image	Size		Box Packing	Rate
	Inch	mm		
	4" x 4"	110 x 110	15	375.00
	4½" x 4"	125 x 110	14	389.00

NAHANI TRAP				
Image	Size		Box Packing	Rate
	Inch	mm		
	4" x 2½"	110 x 75	50	128.00
	4" x 3"	110 x 90	48	152.00
	4" x 4"	110 x 110	38	178.00

END CAP				
Image	Size		Box Packing	Rate
	Inch	mm		
	3"	90	120	47.00
	4"	110	80	63.00

COUPLER				
Image	Size		Box Packing	Rate
	Inch	mm		
	2½"	75	80	55.80
	3"	90	120	86.50
	4"	110	64	124.00

REDUCING COUPLER				
Image	Size		Box Packing	Rate
	Inch	mm		
	3" x 2"	90 x 63	100	66.00
	2" x 2½"	90 x 75	100	71.00
	4" x 2"	110 x 63	56	96.00
	4" x 2½"	110 x 75	56	98.00
	4" x 3"	110 x 90	56	104.00

PVC AGRI ADHESIVE			
Image	Size	Pcs. (Per.) BOX	Rate Per Pc.
	50 ml	288	90.00
	100 ml	144	120.00
	250 ml	96	212.00
	500 ml	48	330.00
	1000 ml	24	570.00





UPVC PLUMBING SYSTEM

UPVC is a type of plastic that is used in a variety of applications, from plumbing to window frames. It is made from PVC resin, which is combined with other chemicals to create a strong and durable material. UPVC is an excellent choice for piping because it is resistant to corrosion, chemical damage, and weathering.

UPVC pipes are available in a variety of sizes and can be cut to fit any application. They are easy to install and require minimal maintenance. UPVC pipes are also much more cost-effective than other types of piping materials.

There are two main types of UPVC pipes: pressure pipes and gravity pipes. Pressure pipes are designed for use in high-pressure applications, such as irrigation systems or water supply lines. Gravity pipes are used in low-pressure applications, such as drainage systems.

Application

- Water supply lines
- Sewer lines
- Drainage systems
- Irrigation systems
- Electrical conduit

UPVC PLUMBING PIPE

SCH-40					
Size		Pkg./Bag		Rate	
Inch	mm	3Mtr./6Mtr.		3 Mtr.	6 Mtr.
½"	15	50	25	186.20	372.40
¾"	20	40	20	242.80	485.60
1"	25	30	15	359.60	719.20
1¼"	32	20	10	501.70	1003.40
1½"	40	15	8	610.70	1221.40
2"	50	12	6	820.90	1641.80

SCH-80					
Size		Pkg./Bag		Rate	
Inch	mm	3Mtr./6Mtr.		3 Mtr.	6 Mtr.
½"	15	50	25	232.20	464.40
¾"	20	40	20	310.90	621.80
1"	25	30	15	458.80	917.60
1¼"	32	20	10	640.90	1281.80
1½"	40	15	8	825.20	1650.40
2"	50	12	6	1117.70	2235.40

UPVC PLUMBING FITTINGS

ELBOW				
Size		Pcs.	Pcs.	Rate
Inch	mm	(Per.) Pkt	(Per.) BOX	Per Pc.
½"	15	50	600	11.10
¾"	20	40	320	17.10
1"	25	25	200	27.30

COUPLER				
Size		Pcs.	Pcs.	Rate
Inch	mm	(Per.) Pkt	(Per.) BOX	Per Pc.
½"	15	100	800	8.60
¾"	20	50	400	12.30
1"	25	30	300	19.40

ELBOW 45°				
Size		Pcs.	Pcs.	Rate
Inch	mm	(Per.) Pkt	(Per.) BOX	Per Pc.
½"	15	50	600	11.20
¾"	20	50	320	15.70
1"	25	25	200	24.20

TEE				
Size		Pcs.	Pcs.	Rate
Inch	mm	(Per.) Pkt	(Per.) BOX	Per Pc.
½"	15	45	360	14.80
¾"	20	25	200	22.70
1"	25	15	120	36.50

MALE THREADED ADAPTOR (PLASTIC)				
Size		Pcs.	Pcs.	Rate
Inch	mm	(Per.) Pkt	(Per.) BOX	Per Pc.
½"	15	100	800	6.30
¾"	20	60	480	9.90
1"	25	45	360	15.70

FEMALE THREADED ADAPTOR (PLASTIC)				
Size		Pcs.	Pcs.	Rate
Inch	mm	(Per.) Pkt	(Per.) BOX	Per Pc.
½"	15	100	800	7.70
¾"	20	50	500	11.70
1"	25	35	280	19.50

UNION				
Size		Pcs.	Pcs.	Rate
Inch	mm	(Per.) Pkt	(Per.) BOX	Per Pc.
½"	15	40	320	24.20
¾"	20	22	176	35.90
1"	25	15	150	49.80

END CAP				
Size		Pcs.	Pcs.	Rate
Inch	mm	(Per.) Pkt	(Per.) BOX	Per Pc.
½"	15	100	1000	6.40
¾"	20	100	800	8.50
1"	25	50	500	13.30

REDUCER ELBOW				
Size		Pcs.	Pcs.	Rate
Inch	mm	(Per.) Pkt	(Per.) BOX	Per Pc.
¾" x ½"	20 x 15	50	300	25.50
1" x ½"	25 x 15	33	264	26.90
1" x ¾"	25 x 20	30	240	19.40

REDUCER TEE				
Size		Pcs.	Pcs.	Rate
Inch	mm	(Per.) Pkt	(Per.) BOX	Per Pc.
¾" x ½"	20 x 15	25	200	34.90
1" x ½"	25 x 15	18	180	35.60
1" x ¾"	25 x 20	18	144	22.40

REDUCER				
Size		Pcs.	Pcs.	Rate
Inch	mm	(Per.) Pkt	(Per.) BOX	Per Pc.
¾" x ½"	20 x 15	50	600	10.90
1" x ½"	25 x 15	45	360	17.00
1" x ¾"	25 x 20	40	320	17.60

REDUCER BUSH				
Size		Pcs.	Pcs.	Rate
Inch	mm	(Per.) Pkt	(Per.) BOX	Per Pc.
¾" x ½"	20 x 15	100	1000	4.40
1" x ½"	25 x 15	55	550	10.50
1" x ¾"	25 x 20	60	600	8.50

UPVC PLUMBING BRASS FITTINGS



BRASS ELBOW				
Size		Pcs. (Per.) Pkt	Pcs. (Per.) BOX	Rate Per Pc.
Inch	mm			
½"	15	40	160	64.70
¾"	20	25	100	93.90
1"	25	15	60	164.70



MALE THREADED ADAPTOR (BRASS)				
Size		Pcs. (Per.) Pkt	Pcs. (Per.) BOX	Rate Per Pc.
Inch	mm			
½"	15	50	200	98.90
¾"	20	35	140	128.40
1"	25	20	100	201.10




REDUCER BRASS ELBOW				
Size		Pcs. (Per.) Pkt	Pcs. (Per.) BOX	Rate Per Pc.
Inch	mm			
¾" x ½"	20 x 15	30	120	67.70
1" x ½"	25 x 15	25	100	84.50
1" x ¾"	25 x 20	22	88	119.40



REDUCER MALE THREADED ADAPTOR (BRASS)				
Size		Pcs. (Per.) Pkt	Pcs. (Per.) BOX	Rate Per Pc.
Inch	mm			
¾" x ½"	20 x 15	40	160	79.30



BALL VALVE				
Size		Pcs. (Per.) Pkt	Pcs. (Per.) BOX	Rate Per Pc.
Inch	mm			
½"	15	1	100	101.50
¾"	20	1	80	136.00
1"	25	1	40	219.05



HEAVY DUTY SOLVENT CEMENT		
Size	Pcs. (Per.) BOX	Rate Per Pc.
ML Tin		
50 ml	50	110.00
100 ml	25	170.00
250 ml	25	304.00
500 ml	12	380.00



BRASS TEE				
Size		Pcs. (Per.) Pkt	Pcs. (Per.) BOX	Rate Per Pc.
Inch	mm			
½"	15	50	200	70.30
¾"	20	30	120	115.40
1"	25	15	60	199.90



FEMALE THREADED ADAPTOR (BRASS)				
Size		Pcs. (Per.) Pkt	Pcs. (Per.) BOX	Rate Per Pc.
Inch	mm			
½"	15	90	360	57.60
¾"	20	50	200	91.30
1"	25	25	100	157.20




REDUCER BRASS TEE				
Size		Pcs. (Per.) Pkt	Pcs. (Per.) BOX	Rate Per Pc.
Inch	mm			
¾" x ½"	20 x 15	35	140	82.00
1" x ½"	25 x 15	25	100	93.90



REDUCER FEMALE THREADED ADAPTOR (BRASS)				
Size		Pcs. (Per.) Pkt	Pcs. (Per.) BOX	Rate Per Pc.
Inch	mm			
¾" x ½"	20 x 15	70	280	63.50
1" x ½"	25 x 15	50	200	54.70
1" x ¾"	25 x 20	50	200	110.40



TANK NIPPLE(SOCKET TYPE)				
Size		Pcs. (Per.) Pkt	Pcs. (Per.) BOX	Rate Per Pc.
Inch	mm			
½"	15	25	100	22.90
¾"	20	30	120	34.50
1"	25	22	66	43.40



CERTIFICATES

